

## Company Information






Date: \_\_\_\_\_

Company : _____	
Related Person: _____	
Address : _____	
Phone : _____	Fax : _____
e-mail : _____	

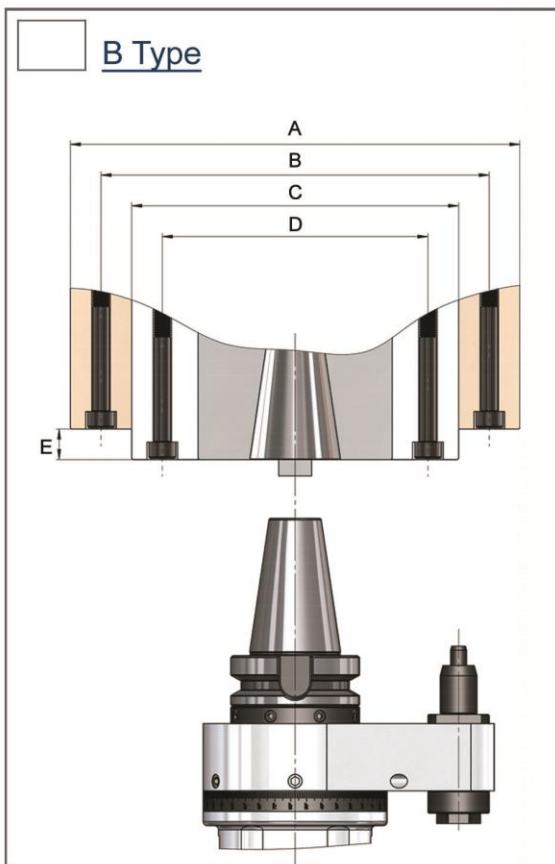
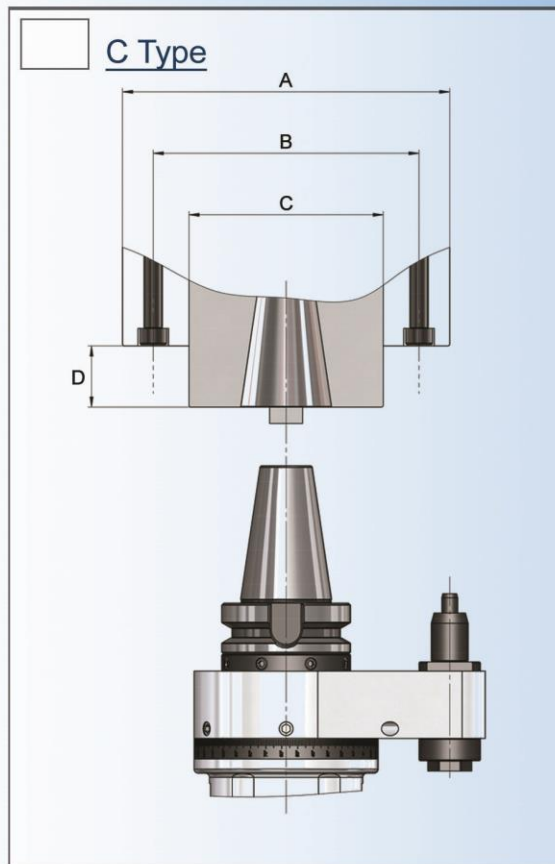
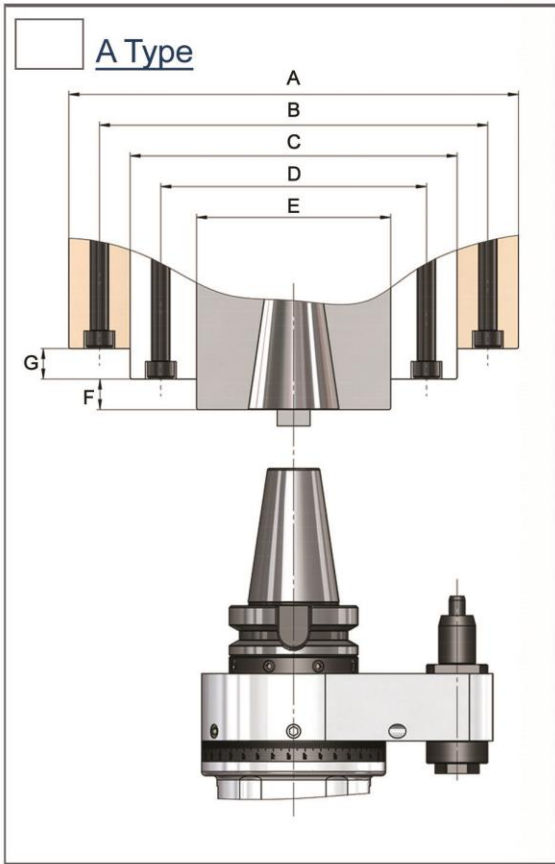
## Machine Information

Machine Brand : _____
Machine Model : _____
Tool Changer : _____
Tool Changer Weight Capacity Kg: _____

## Shank Type and Size

DIN69871 (SK)	MAS 403 BT	DIN69893 (HSK)	ISO 26623-1 (EPS)	CAT
<input type="checkbox"/> 	<input type="checkbox"/> 	<input type="checkbox"/> 	<input type="checkbox"/> 	<input type="checkbox"/> 
30..... <input type="checkbox"/>	30..... <input type="checkbox"/>	50..... <input type="checkbox"/>	50..... <input type="checkbox"/>	30..... <input type="checkbox"/>
40..... <input type="checkbox"/>	40..... <input type="checkbox"/>	63..... <input type="checkbox"/>	63..... <input type="checkbox"/>	40..... <input type="checkbox"/>
50..... <input type="checkbox"/>	50..... <input type="checkbox"/>	80..... <input type="checkbox"/>	80..... <input type="checkbox"/>	50..... <input type="checkbox"/>
		100..... <input type="checkbox"/>		

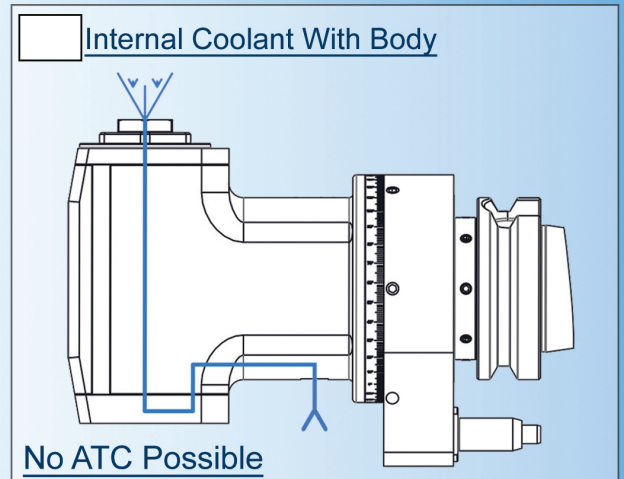
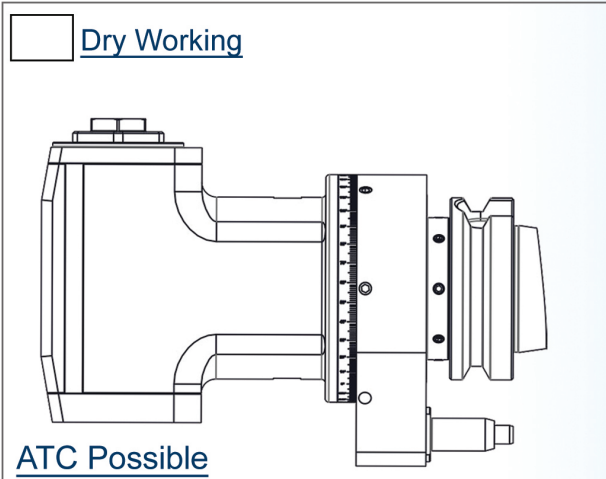
# Machine Spindle



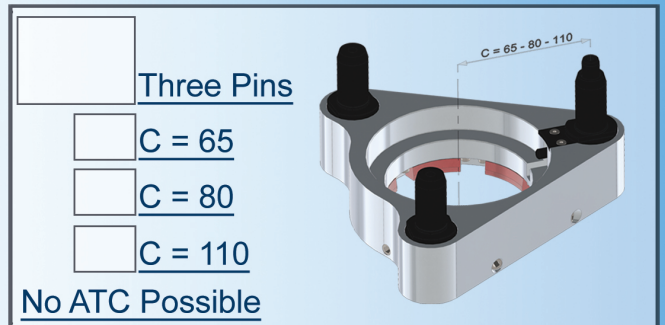
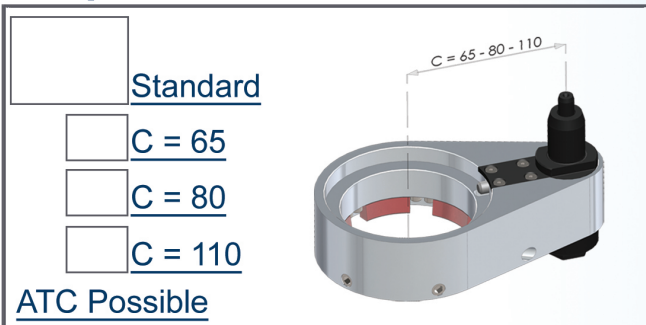
Dimensions

- A.....
- B.....
- C.....
- D.....
- E.....
- F.....
- G.....

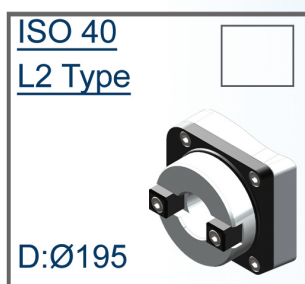
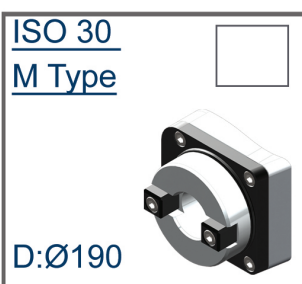
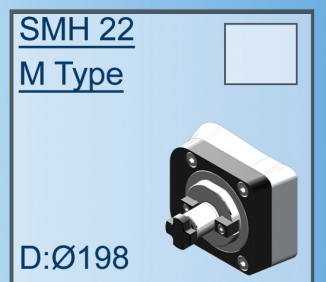
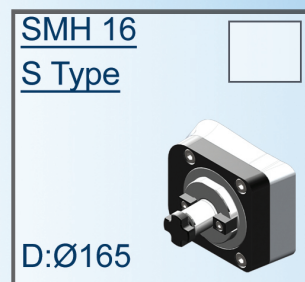

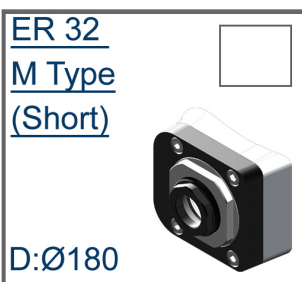
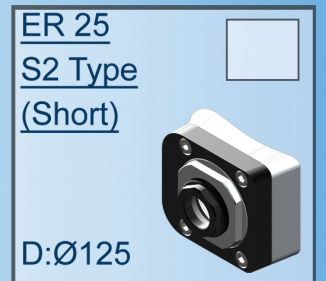
## Coolant System



## Torque Arm

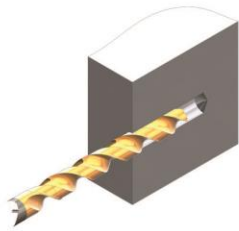


## Tooling Type



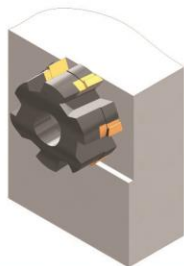
## Operation

### Drilling




- Max Drilling Diameter \_\_\_\_\_
- Speed (rpm) - Feed (mm / min ) \_\_\_\_\_
- Work Piece Material \_\_\_\_\_

### Face Milling




- The Type Of Milling \_\_\_\_\_
- The Code Of Cutter \_\_\_\_\_
- Cutting Depth \_\_\_\_\_
- Speed (rpm) - Feed (mm / min ) \_\_\_\_\_
- Work Piece Material \_\_\_\_\_

### End Milling




- The Type Of Milling \_\_\_\_\_
- The Code Of Cutter \_\_\_\_\_
- Cutting Depth \_\_\_\_\_
- Speed (rpm) - Feed (mm / min ) \_\_\_\_\_
- Work Piece Material \_\_\_\_\_

### Tapping



- Max Tapping Diameter \_\_\_\_\_
- Work Piece Material \_\_\_\_\_

## Customer Notes

A large grid of graph paper, consisting of 30 columns and 30 rows of small squares, intended for taking customer notes. The grid is centered on the page below the 'Customer Notes' header.